
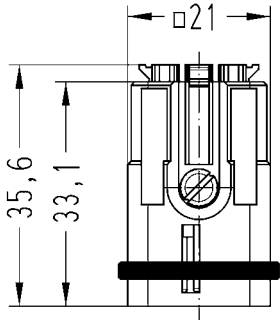
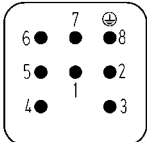

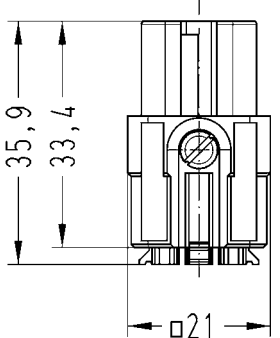
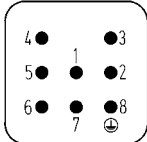


Number of contacts

# 8

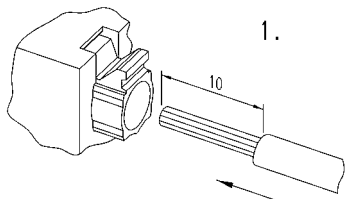


Inserts with Han-Quick Lock® Termination

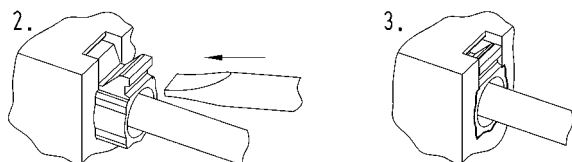
Identification	Part-Number	Drawing	Dimensions in mm
<p><b>Han® 8 D Quick Lock</b></p> <p>Male insert</p> 	09 36 008 2632	<p>M</p> 	<p>Contact arrangement view termination side</p> 
<p>Female insert</p> 	09 36 008 2732	<p>F</p> 	

## Assembly Manual

Remove cable jacket and strip the fine stranded wires

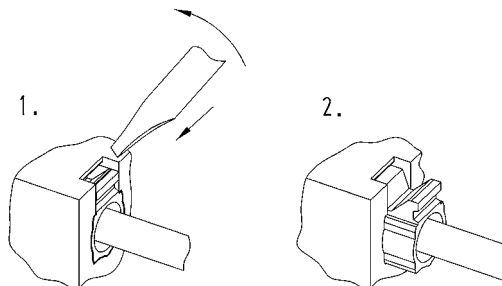


Push fine stranded wires into the Han-Quick Lock® contact and push the black slide with a screw driver<sup>1)</sup> until it comes to a stop



## Removal Manual

Please insert the screw driver<sup>1)</sup> at an angle of 45° into the opening and lever the black slide out



<sup>1)</sup>Screw driver: 0.4 x 2.5 mm



## Features

- Innovative Han-Quick Lock® termination technology
- Field assembly without special tools
- Compatible with Han® 8 D standard inserts with crimp terminals
- Reduced wiring times
- Insert suitable for metal hoods and housings using the Han® 3 A size
- Space-saving and compact design
- Leading protective ground contact

## Technical characteristics

Specifications	DIN EN 60 644-1 DIN EN 61 984
<b>Inserts</b>	
Number of contacts	8
Electrical data acc. to DIN EN 61 984	<b>10 A ~50V/-120V 0,8 kV 3</b>
Rated current	10 A
Rated voltage	~50 V / -120 V
Rated impulse voltage	0.8 kV
Pollution degree	3
Termination	Han-Quick Lock®
Insulation resistance	≥ 10 <sup>10</sup> Ω
Material insert	Polycarbonate
Material seal	NBR
Limiting temperatures	-40 °C ... +125 °C
Flammability acc. to UL 94	V 0
Mechanical working life	≥ 500 mating cycles
<b>Contacts</b>	
Material	Copper alloy
Surface	
- hard silver plated	3 μm Ag
Contact resistance	≤ 3 mΩ
Han-Quick Lock®	
- mm <sup>2</sup>	0.34 – 1.5 mm <sup>2</sup>
- AWG	22 – 16
Maximum insulation cross section	ø = 3.0 mm
<b>Metal hoods/ housings</b>	
Material	Die cast aluminium
Locking element	Metal
Flammability acc. to UL 94	V 0
Hoods/ housings seal	NBR
Limiting temperatures	-40 °C ... +125 °C
Degree of protection acc. to DIN EN 60 529 in locked position with seal screw	IP 44 IP 65

