

eCon 4080-B1



Advantages

- Robust metal housing and flat housing style
- EMC, temperature range and mechanical stability meet the highest demands
- Wide range for power supply input
- Wide range for type test according to EN 50 155 and EN 50 121-3-2

Technical Characteristics

The Fast Ethernet Switches of the product family HARTING eCon 4000 are recommended for use in the widest range of industrial and railway applications and support both Ethernet (10 Mbit/s) and Fast Ethernet (100 Mbit/s). The product family enables the connection of up to 8 network devices over shielded Twisted Pair cables.

The robust M12 interface shows its advantages especially in applications at risk of vibrations.

Identification

Part number

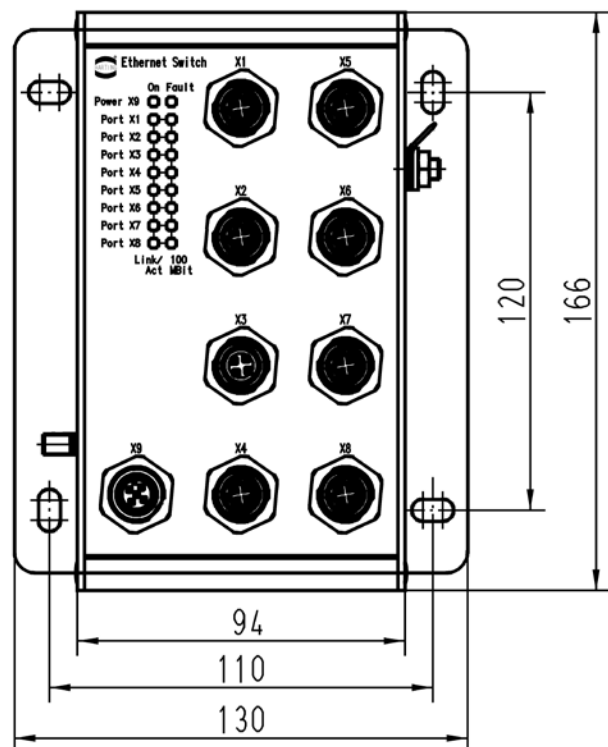
Drawing

Dimensions in mm

eCon 4080-B1

Ethernet Switch; unmanaged
8 ports;
M12 D-coding

20 77 208 3001

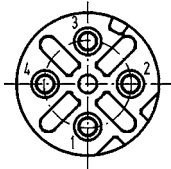


Technical Characteristics

Ethernet interface

| | |
|-------------------------------------|---|
| Number of ports | 8x 10/100Base-T(X) |
| Cable types according to IEEE 802.3 | Shielded Twisted Pair (STP) or Unshielded Twisted Pair (UTP), Category 5 |
| Data rate | 10 Mbit/s or 100 Mbit/s |
| Maximum cable length | 100 m (Twisted Pair; with Category 5 cable acc. to DIN EN 50 173-1) |
| Termination | M12, D-coding |
| Diagnostics (via LED) | <ul style="list-style-type: none"> • Status Link – Green • Data transfer (Act) – Green flashing • Data transfer rate (Speed) – 100 Mbit/s: Yellow / 10 Mbit/s: OFF |
| Topology | Line, Star or mixed |

Contact assignment M12 D-coding:

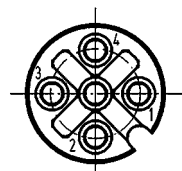


| | | | |
|--------|-----|--------|-----|
| Pin 1: | TD+ | Pin 3: | TD- |
| Pin 2: | RD+ | Pin 4: | RD- |

Power supply

| | |
|-----------------------------|---|
| Input voltage | 24 / 48 V DC |
| Permissible range (min/max) | 12 to 60 V DC |
| Input current | approx. 150 mA (at 24 V DC) |
| Termination | M12, A-coding, male, for redundant power supply |
| Diagnostics (via LED) | Power supply |

Contact assignment M12 A-coding:



| | | |
|-----|---------------|-----------|
| | +24 / 48 V DC | 0 V DC |
| US1 | contact 1 | contact 2 |
| US2 | contact 4 | contact 3 |

US1 ... first operating voltage

US2 ... second operating voltage

Technical Characteristics

Design features

| | |
|---|------------------------------------|
| Housing material | Metal (powder coated) |
| Dimensions (W x H x D) | 130 x 166 x 50 mm |
| Degree of protection acc. to DIN 60529 | IP 40 |
| Mounting | Wall mounting, flat (4x M6 screws) |
| Weight | approx. 0.85 kg |

Environmental conditions

| | |
|-----------------------|-------------------------------|
| Operating temperature | -40 °C to +70 °C |
| Storage temperature | -40 °C to +85 °C |
| Relative humidity | 10 % to 95 % (non-condensing) |

Mechanical solidness

| | |
|---------------|--------------------|
| Shock | IEC 60 068-2-27 |
| Vibration | IEC 60 068-2-6 |
| Rail-standard | EN 50 155, Class 1 |

Approvals

| | |
|-----|------------------|
| cUL | (in preparation) |
|-----|------------------|

EMC standards

| | |
|------------------------------------|--|
| Interference immunity ESD | IEC 61 000-4-2 |
| Interference immunity, HF radiated | IEC 61 000-4-3 |
| Interference immunity, Burst | IEC 61 000-4-4 |
| Interference immunity | IEC 61 000-4-6 |
| Interference emission | EN 55 022 |
| Emitted radiation | EN 55 011, Class A; EN 55 022 Class A; EN 50 081 |
| Rail-standard | EN 50 155; EN 50 121-3-2 |